

# EXODUS<sup>®</sup>



## PEDESTRIAN EGRESS GATES



FENCE PRODUCTS

[AMERISTARPERIMETER.COM](http://AMERISTARPERIMETER.COM) | 888-333-3422

Experience a safer and more open world

**AMERISTAR<sup>®</sup>**

**ASSA ABLOY**

# EXODUS<sup>®</sup>

## Pedestrian Egress Gates



The Exodus Egress Gate system is designed to mitigate multiple trips to the jobsite. This all-in-one gate system has all the required panic exit device hardware pre-installed and is now available in both Single and Double Swing.

- Arrives pre-hung and all the hardware pre-installed, simply unpackage and go
- The single swing gate can be installed in as little as 15 minutes
- Multiple hardware options are available, including options to meet **California Building Code**

### COLORS

*Refer to color sample for actual color*




BLACK



BRONZE






SAND



GREY

JAMB FRAME	3" X 12GA W/ STOP
REINFORCED GATE	1.75" X 14GA
HEIGHT	7' (headers available to match fence height)
PANIC EXIT DEVICE HARDWARE SET	INCLUDED & PRE-INSTALLED
ELECTRICAL HANDHOLE ACCESS	INCLUDED

## Single or Double Swing Gates



### Header Kits


To match the height of adjacent fence systems, add a header kit to the top of an Exodus Egress Gate.

# PLUG & PLAY


Designed for full functionality out-of-the-box, the Exodus Egress gate combines frame, gate and hardware into a complete system that is plug and play ready — including standard removable lifting lugs.

## Mounting Options

**Flange Mount**



**Direct Bury** *(single only)*



**Plated Mount** *(single only)*



## EXODUS REQUIRES MINIMAL SITE ASSEMBLY

Typical Exodus installations are complete within a few simple steps:

1. Post setting
2. Gate frame mounting
3. Final closer adjustment
4. Install lock core
5. Access control connections



## Infill Options


Exodus is available in many infill options allowing you to choose a pedestrian gate that matches the design and needs of your unique application.

### PALE+INFILL OPTIONS

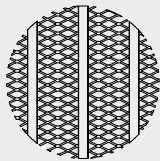
Impasse Pale: 2.75"w x 14ga  
 Standard Spacing: 3.25"  
 Anti-Scale Spacing: 1.5"

### PICKET+INFILL OPTIONS

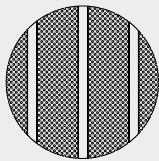
1"sq x 14ga  
 Standard Spacing: 3.75"



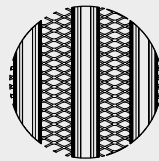
**PERFORATED METAL**



**1" PICKET WITH EXPANDED METAL**

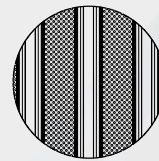


**1" PICKET WITH PERFORATED METAL**




**IMPASSE PALE WITH EXPANDED METAL**

*Anti-Scale spacing available*




**IMPASSE PALE WITH PERFORATED METAL**


*Anti-Scale spacing available*




**X-SPAN MODIFIED**




**X-SPAN #9**



**X-SPAN ULTRA**  
*Matrix Alpha only*



**X-SCREEN**



**WIREWORKS ANTI-CLIMB**

# EXODUS + AUTOMATIC PEDESTRIAN GATE OPENER

## MEET DESIGN CODES AND STANDARDS

Our newest Exodus configuration raises the standard for egress gates. Specially engineered and integrated with a swing pedestrian gate opener to meet accessibility compliance laws (ADA) and multiple ANSI standards for power operated gates and doors.



## Exceeding Standards

- ✓ **ADA** — 2010 ADA Standards for Accessible Design
- ✓ **ANSI/UL 325** — Standard for Door, Drapery, Gate, Louver and Window Operators and Systems
- ✓ **ANSI/BHMA A156.19-2019** — Power Assist and Low Energy Power Operated Doors
- ✓ **IBC Group I-2** — Meets Institutional Egress Requirements
- ✓ **CBC** — Hardware options to meet California Building Code Standards
- ✓ **ANSI A117.1** — Accessible and Usable Buildings and Facilities
- ✓ **NFPA 101** — Life Safety Code

# Hardware Options

Please refer to the Catalog pages for additional details and images.

## MECHANICAL KEYED TRIM

SET #	EXIT DEVICE	TRIM SET LOCK HANDLE	PARALLEL ARM CLOSER	CODES MET
2	Detex V40 w/ Micro Switch	Detex Narrow Style Trim Handle	Norton 7500	IBC
3	Detex V40 w/ Micro Switch	Rockwood VRT16 – Pull Handle	Norton 7500	IBC
4	Von Duprin 99 Series	Rockwood VRT16 – Pull Handle	LCN 4040XPSRI	IBC
4C	Von Duprin 99 Series CBC	Rockwood VRT16 – Pull Handle	LCN 4040XPSRI	CBC/IBC
5	Von Duprin 99 Series	Von Duprin 996 – Trim Handle	LCN 4040XPSRI	IBC
5C	Von Duprin 99 Series CBC	Von Duprin 996 – Trim Handle	LCN 4040XPSRI	CBC/IBC
7	Detex V40 w/ Micro Switch	Simplex Digital Lock – Trim Handle	Norton 7500	IBC
7V	Von Duprin 99 Series	Simplex Digital Lock – Trim Handle	LCN 4040XPSRI	IBC
8*	N/A	Sargent 8200 Mortise Lock	Norton 7500	
9	Detex V40 w/ Alarm	Detex Narrow Style – Trim Handle	Norton 7500	IBC
11	Detex V40 w/ Alarm	Rockwood VRT16 – Pull Handle	Norton 7500	IBC

## ELECTRIFIED TRIM W/ MECHANICAL KEYED

SET #	EXIT DEVICE	TRIM SET LOCK HANDLE	PARALLEL ARM CLOSER	CODES MET
1	Detex V40 w/ Micro Switch	Securitech Electrified Trim Handle	Norton 7500	IBC
3EL	3EL: Detex A40 w/ Request to Exit Switch	Rockwood VRT16 – Pull Handle	Norton 7500	IBC
4CEL	Von Duprin 99 Series CBC	Rockwood VRT16 – Pull Handle	LCN 4040XPSRI	CBC/IBC
4EL	Von Duprin 99 Series	Rockwood VRT16 – Pull Handle	LCN 4040XPSRI	IBC
6	Von Duprin 99 Series	Von Duprin E996EL Electrified Trim Handle	LCN 4040XPSRI	IBC
6RX	Von Duprin 99 Series w/ Request to Exit Switch	Von Duprin E996L Electrified Trim Handle	LCN 4040XPSRI	IBC
6C	Von Duprin 99 Series CBC	Von Duprin E996L Electrified Trim Handle	LCN 4040XPSRI	CBC/IBC
8E*	N/A	Sargent 8200 Electrified Mortise Lock	Norton 7500	
10	Detex V40 w/ Alarm	Securitech Electrified Trim Handle	Norton 7500	IBC
12	Detex AH40 w/3-AMP Request To Exit Switch	Securitech Electrified Trim Handle	Norton 7500	IBC

## AUTOMATIC OPENER

SET #	EXIT DEVICE	TRIM SET LOCK HANDLE	GATE OPENER	CODES MET
3EL-AG**	Detex A40 w/ Request to Exit Switch	Rockwood VRT16 – Pull Handle	Torxun Autoped	IBC
4CEL-AG**	Von Duprin 99 Series CBC	Rockwood VRT16 – Pull Handle	Torxun Autoped	CBC/IBC

NOTES: IBC: IBC Egress Requirements, CBC: California Building Code Standards

\* Not available for dual gates

\*\* Please see catalog for part number configurations

# Why Choose Ameristar?

## KNOWLEDGE AND EXPERIENCE


For over 40 years we've delivered aesthetically pleasing, high-quality and innovative fencing products with superior design strength and easy installation.

## PROVEN CAPABILITIES

Our integrated in-house processes, extensive raw materials and finished goods inventory translate into quality, on-time delivery.

## INDUSTRY LEADERSHIP

We continually raise the bar in manufacturing customer-focused solutions. Our high standards produce premium products that go beyond merely meeting minimum industry standards.



Scan to learn  
more about  
Exodus®



[AMERISTARPERIMETER.COM](http://AMERISTARPERIMETER.COM) | 888-333-3422

Experience a safer and more open world

#6017 | 04/2024

**AMERISTAR®**  
**ASSA ABLOY**